


## I. GENERAL DESCRIPTION

Battery Type CR2320 (3V)  
 Case Type Stainless Steel  
 Case Thickness 9.35 mm (including hatch)  
 Case Width 35.0 mm  
 Lens Type Curved Mineral Glass  
 Water Resistancy 5ATM/ 50 meters

WORLD CLOCK  
 E-INK WATCH



Power On Display



### POWER ON DEFAULTS

LOCAL TIME 00:00 (default format)  
 CALENDAR\* January 01, 2010  
 BACKGROUND Positive  
 DISPLAY MODE Dual Time  
 WORLD TIME CITY London (12:00AM)  
 DST (Daylight Saving) OFF

## II. BASIC BUTTON FUNCTIONS

MODE	KEY PRESS	A. MODE KEY	B. SET KEY
DUAL TIME	ONCE	TO CALENDAR	
	HOLD	SET TIME/ DATE	TOGGLE BACKGROUND
CALENDAR	ONCE	TO BIG TIME	
	HOLD	SET TIME/ DATE	TOGGLE BACKGROUND
BIG TIME	ONCE	TO SMALL TIME	
	HOLD	SET TIME/ DATE	TOGGLE BACKGROUND
SMALL TIME	ONCE	TO WORLD TIME	
	HOLD	SET TIME/ DATE	TOGGLE BACKGROUND
WORLD TIME	ONCE	TO DUAL TIME	SCROLL CITIES
	HOLD	SET WORLD CITY	TURN ON/ OFF DST

**1** DATE MODE ICON

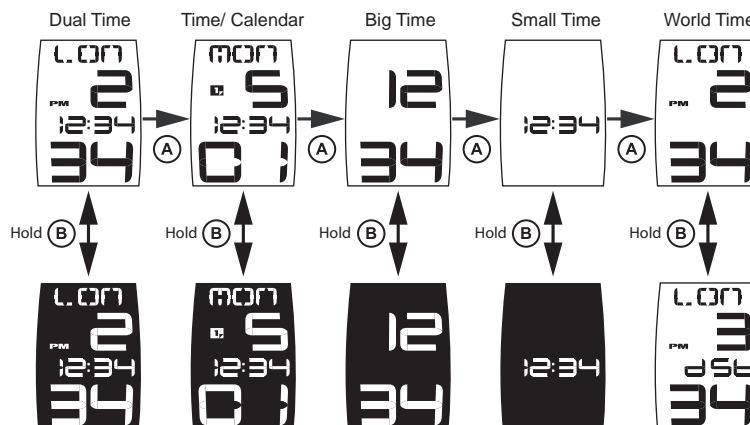
**PM** PM ICON

### NOTES

1. Press and Hold time is 2 seconds
2. At any setting state, no key/ button press activity will automatically exit setting state and have all prior changes being saved
3. Display will refresh in every 15 minutes
4. Once DST for the HOME City is turned ON, a DST Status Display will be shown after the Default (Dual Time) Display.



## III. BASIC MODE DISPLAY INFORMATION



### INFORMATION SHOWN:

World City Name  
 Local Time (small)  
 World Time (big)

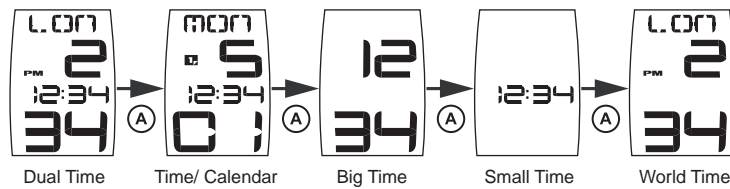
Local Time (small)  
 Local Date  
 - Day /Month /Date  
 Calendar Icon

Local Time (big)

Local Time (small)

World City Name  
 World Time (big)  
 "dst" if DST is ON

## IV. SETTING TIME, CALENDAR AND WORLD TIME



### FIELDS TO SET:

- Local City	- Local City	- Local City	- Local City	- World City
- Local Time	- Local Time	- Local Time	- Local Time	<i>DST can be turned on/ off by press and hold of B Key</i>
- Year	- Year	- Year	- Year	
- Month	- Month	- Month	- Month	
- Date	- Date	- Date	- Date	

SETTING	KEY PRESS	A. MODE KEY	B. SET KEY
TIME AND CITY	ONCE	NEXT FIELD	INCREMENT
	HOLD	CONFIRM/EXIT SETTING	FAST INCREMENT
YEAR, MONTH AND DATE	ONCE	NEXT FIELD	INCREMENT
	HOLD	CONFIRM/EXIT SETTING	RESET TO DEFAULT VALUE*

\* For default values refer to POWER ON DEFAULTS

## IV. ADDITIONAL NOTES AND INFORMATION

### MODE DISPLAYS

- 1) Small digit display is in 24-hour format in Dual and Calendar Modes.
- 2) Big digit display is in 12-hour format (along with PM icon)
- 3) Year range is from 2010 to 2099
- 4) Date format is MM - DD (Month - Date)
- 5) "dst" will be shown if the DST setting for a selected City in World Time mode is ON.

### WORLD TIME

City Name	City Code	GMT Diff.	City Name	City Code	GMT Diff.
Midway	MDY	-11	Paris	PAR	1
Honolulu	HNL	-10	Cairo	CAI	2
Anchorage	ANC	-9	Moscow	MOW	3
Los Angeles	LAX	-8	Dubai	DXB	4
Denver	DEN	-7	Karachi	KHI	5
Chicago	CHI	-6	Dacca	DAC	6
New York	NYC	-5	Bangkok	BKK	7
Caracas	CCS	-4	Hong Kong	HKG	8
Rio de Janeiro	RIO	-3	Tokyo	TYO	9
Mid Atlantic	ATA	-2	Sydney	SYD	10
Cape Verde	CPV	-1	Noumea	NOU	11
London	LON	0	Auckland	AKL	12

### QUICK TROUBLESHOOTING GUIDE

1. If the display shows any problem while the two buttons are operational:
  - a. Press and hold MODE button of the watch for at least 10 seconds to reset the system.
2. If the watch does not respond to any button press, or if the display does not update:
  - a. Remove the battery and put it back after 30 seconds, or
  - b. Replace the battery
3. If problem persists contact technical support from [www.phosphorwatches.com](http://www.phosphorwatches.com) website

## WARRANTY

Your PHOSPHOR brand watch is warranted by ART TECHNOLOGY for a period of 1 year from the date of purchase under the terms and conditions of this warranty. This warranty covers material and manufacturing defects.

During the warranty period the E INK display and digital movement, and watch movement and hands are the only components covered under this warranty. These will be repaired or the watch will be replaced (at the sole discretion of ART TECHNOLOGY Service Center) free of repair charges, if it proves to be defective in material or workmanship under normal use. A \$ 10 return shipping and handling fee applies to all warranty (excluding California) and non-warranty service for USA customers, and \$25 shipping and handling fee applies to all customers outside of the USA.

The warranty does not cover

- . Battery, crystal, strap or bracelet
- . Damage resulting from improper handling, lack of care, accidents or normal wear and tear
- . Water damage unless marked water-resistant

This warranty is void if the watch has been damaged by accident, negligence, unauthorized service, or other factors not due to defects in materials or workmanship.

If the problem is not covered by warranty or if your warranty has expired, the service and repair charges are as follows:

- . \$5 battery replacement plus shipping and handling fees
- . \$30 total charges for repair of all components not covered under warranty plus shipping and handling fee.

Visit [www.phosphorwatches.com](http://www.phosphorwatches.com) for the shipping address and contact info for warranty repairs or other support issues.



E Ink and E Ink logo are registered trademarks of E Ink Corporation. Phosphor logo and Phosphor are trademarks of Art Technology Ltd.